



LAXMAN PUBLIC SCHOOL

HAUZ KHAS ENCLAVE, NEW DELHI-110016

Preschool and Preprimary

2025-2026

Summer Holiday Project



Name: _____

Class: _____ **Section:** _____



Dear Parents,

Summer Vacations give a wonderful opportunity for children to relax, rejuvenate and indulge in something new and exciting. It is a time to explore, imagine and learn beyond the classroom walls. We hope you will support your ward in joyfully completing the summer vacation calendar.



This year, let us embark on a fascinating journey into the “**Kingdom of Animals**” exploring the vast and vibrant world of creatures that walk, fly, crawl and swim! From the deepest oceans to the highest skies and across lush forests and deserts, this theme introduces children to the amazing diversity of animal life around us.

The planned activities are an integrated blend of various subjects, all woven together under this central theme. Our objective is to nurture curiosity, knowledge and compassion for animals, while encouraging creativity and joyful learning.

Let’s partner together to inculcate life skills and values in our little laxmanites by following the tips given below:-

Nature Care

- Water the plants daily and observe their growth.
- Feed and provide water to stray animals and birds with care and kindness.



Developing Social Skills

- Use the three magical words **Sorry, Please, and Thank you** often. A little courtesy creates big impact.
- Build self-help habits by keeping your belongings in their place.
- Eat your meals independently.

Reading Time

- Read a storybook daily especially ones featuring animals from different habitats to enrich vocabulary and spark curiosity.



Let this summer be a time of discovery, empathy, and fun-filled learning as we venture together through the marvellous Kingdom of Animals!





A a



ALLIGATOR

ACTIVITY TIME

Hand printing activity:- Things needed:- Green poster colour and decoration material

1. Apply green poster colour to your right palm.
 2. Make a handprint in the space given below.
 3. Add details (eyes, mouth, etc.) to transform the handprint into an alligator.
- (Refer to the given picture)



ABOUT ME

- Alligators can live both on land and in water.
- Alligators use their strong tails to zoom through the water and their elongated, broad snouts are equipped with razor-sharp teeth.
- Alligators are carnivorous animals (flesh eating animals) and love to eat meat like fish, turtles, birds and other animals.



B b



BUTTERFLY

ACTIVITY TIME

Best out of waste:- Let's go for a nature walk and gather different types of leaves from the ground. Create a lovely butterfly by arranging and pasting them in the space given below. (Refer to the given picture)



ABOUT ME

- Butterflies are colourful insects with beautiful wings.
- They fly from flower to flower, sipping sweet nectar.
- Butterflies undergo a magical transformation from caterpillar to winged wonder!
- Butterflies never sleep in their lifetime, as they do not have eyelids.



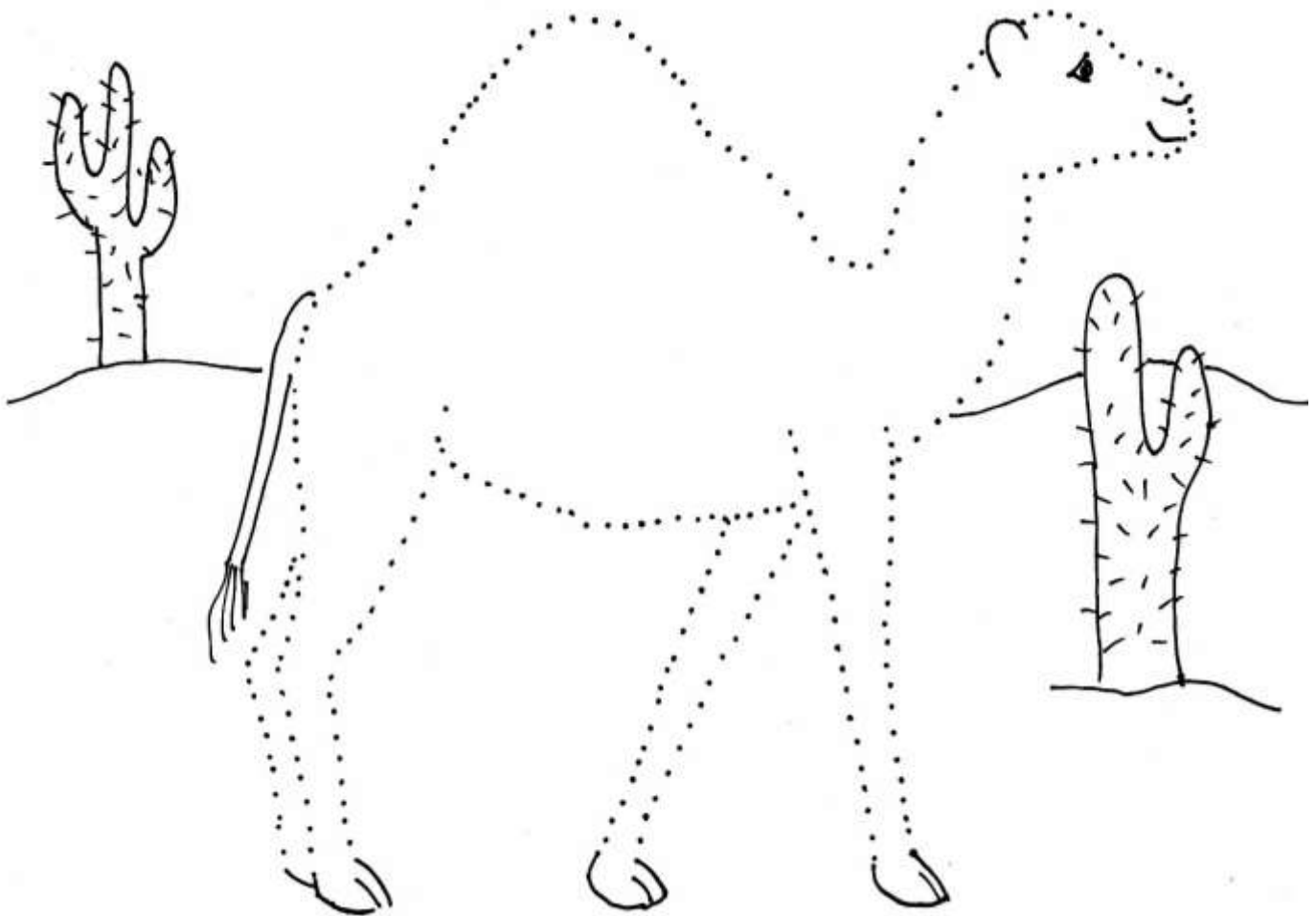
C c



CAMEL

ACTIVITY TIME

Tracing and colouring activity:- Trace the dots to make a camel and colour the picture.



ABOUT ME

- Camel is called the **ship of the desert**, can survive in harsh desert environment.
- They have special water storing cells in their stomach. They can live without water for 10 months.
- Camels are herbivorous animals (plant eaters) and like to eat grass, leaves and twigs.




D d



DUCK

ACTIVITY TIME

Finger printing activity:- Take water colour of your choice, dip your finger and do finger printing on the given picture.



ABOUT ME

- Ducks are water birds with webbed feet, waterproof feathers and stout bodies.
- Ducks are excellent swimmers and have very good vision.
- Ducks are omnivorous (flesh and plant eating birds) for e.g. insects, plants, seeds and small aquatic animals.



E e



ELEPHANT

ACTIVITY TIME

Rhyme Time:- Let's learn and recite the Elephant rhyme with actions. Link of the rhyme is given below:-

हाथी राजा कहाँ चले ,
सूँड हिलाकर कहाँ चले ?
मेरे घर भी आओ ना ,
हलवा पूरी खाओ ना !
आओ बैठों कुर्सी पर ,
कुर्सी बोली चटर पटर ,
चटर पटर , चटर पटर !



<https://youtu.be/gAM6v3BkjYE>

ABOUT ME

- Elephants are the largest land animals on the Earth because of their massive size, long trunk, big tusks (teeth) and big ears.
- They live in forests and grasslands and travel in groups called herds.
- Elephants have sharp memory and are very caring.
- Elephants are herbivorous animals (plant eaters) and like to eat grass, leaves and twigs.




F f



FLAMINGO

ACTIVITY TIME

Colouring Activity:- Colour the flamingo in pink.



ABOUT ME

- Flamingos live in big, shallow salt lakes.
- They are omnivorous animals (they eat both plants and animals). For example tiny bugs, shrimps, seeds and algae.




G g



GORILLA

ACTIVITY TIME

Maze Hunt: Little gorilla is very hungry. Let us help him to reach and eat his favourite bananas.



ABOUT ME

- Gorillas live in the rainforests of Central and Eastern Africa.
- They are mostly herbivorous animals (plant eaters) and like to eat fruits, leaves, stems and shoot. Some also enjoy eating insects like termites and ants.



H h



HARE

ACTIVITY TIME

Craft Activity:- Make stick puppets of hare and the tortoise for “Show and Tell” activity to be done after the summer break.



Story Time:- Enjoy story time with your family.

The Hare and the Tortoise

Click on the link below to watch the story.

<https://www.youtube.com/watch?v=jM0q7NwTmtA>



ABOUT ME

- Hares live in open areas like fields and grassland.
- They are herbivorous animals (they eat only plants) and like to eat grass, twigs, barks and leaves.
- They have long ears and big feet for running fast.



I i




IGUANA

ACTIVITY TIME

Paper tearing and pasting activity:- Things needed:- Green and yellow colour paper and glue.

Step by step instructions:-

- Apply glue and tear the paper in small-small pieces.
- Paste them on iguana slowly and gently.



ABOUT ME

- Iguanas live in warm, tropical places like rainforests and near water in the Central and South America.
- They are herbivorous lizards (eat only plants) and like to eat leaves, fruits and flowers.
- They are arboreal (live in trees).



J j




JACKAL

ACTIVITY TIME

Story Time:- Colour the jackal and enjoy the story using the link below.

The Blue Jackal



Click on the link below to watch the story.

<https://www.youtube.com/watch?v=CcxH4GpoNcg>

ABOUT ME

- Jackals live in open spaces, such as grasslands and plains.
- They are omnivorous animals (they eat both plants and animals) and like to eat fruits, berries, dead animals, birds, etc.



K k




KOALA

ACTIVITY TIME

Paper tearing and pasting activity:- Things needed:-Brown and green colour paper and glue.

Step by step instructions:-

- Apply glue and tear the paper in small-small pieces.
- Paste them on Koala slowly and gently.



ABOUT ME

- Koalas live in eucalyptus forests in Australia.
- They spend most of their time sleeping on the trees.
- Koalas eat eucalyptus leaves all day. These leaves give them water and food.




L I



LEOPARD

ACTIVITY TIME

Tracing and colouring activity:- Trace the dots to make a leopard and colour it.



ABOUT ME

- Leopards live in forests, grasslands, and mountains.
- They are strong and fast animals.
- Leopards are carnivorous animals (flesh eating animals) and eat meat like deer, monkey and birds.




M m



MONKEY

ACTIVITY TIME

Story Time:- Colour the Monkey and enjoy story time with your family.



Click on the link below to watch the story.

<https://www.youtube.com/watch?v=ykFLZywRxeM&t=127s>

ABOUT ME

- Monkeys live on the trees and in the forests.
- They are very playful and smart.
- Monkeys eat fruits, leaves and insects.



N n



NYALA

ACTIVITY TIME

Colouring Activity:-Colour the nyala with brown colour and use white thread/wool to make the stripes on his body.



ABOUT ME

- Nyala eats leaves, fruits and flowers.
- They can jump over 2 meters high when scared.
- They are only found in southern Africa.



O o



OCTOPUS

ACTIVITY TIME

Craft activity:- Things needed:-

- Thick paper
- Scissors
- Glue
- Googly eyes
- Sketch pen



Step by step instructions:-

- Cut out large letter “O” from coloured paper.
- Glue “O” onto a blue background.
- Attach 8 tentacles using paper strips.
- Add googly eyes or draw eyes at the top of the “O”. Decorate tentacles with dots, lines or suckers.

Refer to the following link for the instructions:-

<https://youtube.com/shorts/Q34INlulDpc?si=PHX86Egkyp7xHVC8>



ABOUT ME

- An Octopus lives in oceans all around the world, usually hiding in coral reefs, rocks or seaweed.
- They eat small animals like crabs and shrimps.



P p



PENGUINS

ACTIVITY TIME

Movie Time:- “Explore the icy world of Antarctica with Pingu!” Spend quality time with your child by watching this movie.



Click on the link below to watch the movie.

<https://youtu.be/e3egZ7tLXV4?si=DbmQV87QsR0alyvk>

ABOUT ME


- Penguins are flightless seabirds adapted to a marine lifestyle in the Southern Hemisphere.
- They are known for their waddling walk on land and are expert swimmers.
- They feed on seafood like krill, fish, and squid.



QUAILS

ACTIVITY TIME

Tracing and colouring activity: -Join the dots in order to create an outline and colour the picture.



ABOUT ME

- Quails are small birds with short, round bodies and short tails.
- Quails are omnivorous, but they eat mostly plants. They love seeds, grains, leaves and berries and they also eat insects like grasshoppers and worms.
- Quails live in a variety of habitats like fields, grasslands and wooded areas.




R r



RABBIT

ACTIVITY TIME

Cotton pasting activity:- Let's use cotton to make a fluffy rabbit. Colour the image and paste cotton to make a soft bunny rabbit.



ABOUT ME

- Rabbits are small animals, known for their long ears and fluffy tails.
- They are herbivorous and eat mainly plants like grass and carrot.
- They are social animals that live in groups and dig burrows underground for shelter.



S s



SNAIL

ACTIVITY TIME

Rocking Paper snail craft activity:- Let us create paper snail with the help of following material. Things needed:-

- Thick paper
- Scissors
- Glue
- Googly eyes
- Sketch pen

Refer to the following link for the instructions:-

https://youtu.be/ILrfXoL9Jwo?si=Vp_VJMSPa9pTcR9f



ABOUT ME

- Snails are small, soft-bodied animals with a spiral shell for protection.
- They move slowly and have a long, soft body with no legs. Snails eat plants and have a special tooth-like organ called a radula to grind their food.
- They leave a slimy trail as they move.



T t



TIGER

ACTIVITY TIME

Tiger bookmark Activity:-

“Let’s bring the jungle to your bookshelf with your Tiger bookmark!”

Things needed:-

- Thick orange coloured paper
- Scissors
- Glue
- Googly eyes
- Black sketch pen


Refer to the following link for the instructions:-

<https://youtu.be/5yUJDpZTYFg?si=Qn9hu2yZnXbq1n3t>



ABOUT ME

- Tigers are the largest wild cats on Earth, known for their distinctive orange and black stripes and powerful hunting skills.
- They live in various habitats, including forests, grasslands and swamps.
- They are carnivores (flesh eating animals) and eat meat like deer, wild boars, rabbits etc.



URCHIN

ACTIVITY TIME

Craft activity:- Paper cup Urchin

Things needed:- Paper cup, water colours, scissors, black sketch pen/marker and paint brush.

Step by step instructions to make Urchin:-

- Take a paper cup and paint it inside out.
- After the cup dries, use scissors to cut Urchin's spikes.
- Cut till the bottom of the cup.
- Gently press the spikes down.
- On the base of the cup, make the face of the Urchin (eyes and mouth with black sketch pen) as shown in the picture.
- Urchin is ready!



ABOUT ME

- An urchin is a spiky, round sea creature. They live in the ocean and have a hard shell with spines.
- Urchins use their spines to move and protect themselves.
- They eat seaweed and other plants in the ocean.




V v



VULTURE

ACTIVITY TIME

Maze hunt:- Help the vulture find its way through the maze to get back to its nest. Start at the vulture and follow the path to the nest.



ABOUT ME

- Vultures are big birds with strong wings!
- Vultures are scavenging birds that feed on carrion (dead flesh of animals).
- They have sharp beaks and strong talons, perfect for tearing flesh.
- Vultures are essential environmental clean-up crews, removing dead animals and preventing the spread of diseases.
- Vultures have exceptional eyesight, spotting a prey from great heights.




W w



WALRUS

ACTIVITY TIME

Colouring activity:- Colour the picture.

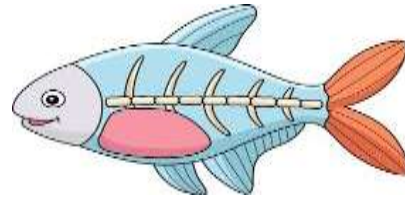


ABOUT ME

- Walruses are big, friendly sea creatures that live in the Arctic Ocean.
- They have thick, brown skin and long, white tusks that help them dig for food and climb out of the water.
- They eat clams and other sea creatures, and they are known for their loud calls, which can be heard from far away.



X x



X-RAY FISH

ACTIVITY TIME

Hand printing activity:- Things needed:- white sheet, water colours, googly eye, scissors, glue.

Step by step instructions to make X-ray fish:-

- Take a white plain sheet
- Spread black paint on the hand and press it on the sheet as shown in the picture.
- Cut out triangle from paper for the head and strips of paper for the skeleton body.
- Paste the cutouts as shown in the picture.



ABOUT ME

- The X-ray fish has a transparent body that glows in the dark.
- They live in South America and are friendly fish, often kept in aquariums.
- They are omnivorous, they eat both plants and animals.



Y y




YAK

ACTIVITY TIME

Wool pasting activity:- Things needed:- Brown wool, scissors, glue, colours.

Step by step instructions:-

- Colour the face of Yak.
- Cut strings of wool (preferably brown colour).
- Apply glue on the body of yak and paste strings of wool on it.



ABOUT ME

- Yaks are large, shaggy Ox-like animals native to the mountainous regions of Asia.
- They are primarily herbivorous, grazing on grasses and leaves in their high-altitude habitats.




Z z



ZEBRA


ACTIVITY TIME

Create Your Zebra's Stripes:- Use a black crayon, sketch pen, or marker to design unique stripes for your zebra. Get creative and make your own pattern!



ABOUT ME

- Zebras are black and white striped animals that live in Africa.
- They are herbivorous and primarily graze on various types of grasses.
- Each zebra has unique pattern of stripes.



*Happy
Holidays*