

**LAXMAN PUBLIC
SCHOOL**

SUMMER HOLIDAY



HOMEWORK

Class : VII

Session 2025-26



SUBJECT	ASSIGNMENT /PROJECT / ACTIVITIES
ENGLISH	<p>Book Review: My Holiday Read</p> <p>Task 1: Read any age-appropriate English book (fiction or biography) and write a review with the following points:</p> <ul style="list-style-type: none"> • Title & author • Summary in your own words • Favourite character • What you learned from the book <p>Objective: To enhance reading comprehension, critical thinking, and the ability to express personal opinions in structured writing.</p> <p>Vocabulary Scrapbook</p> <p>Task 2: Collect 15 new English words you come across during the holidays (from books, movies, newspapers, etc.).</p> <p>Include:</p> <ul style="list-style-type: none"> • Word • Meaning • Synonym/antonym • Sentence • A small drawing or image (optional) <p>Objective: To improve vocabulary retention, dictionary skills, and contextual understanding of words.</p> <p>Task 3: Choose your favourite line from any of Tagore’s works and explain why you like it in 4–5 sentences.</p> <p>Objective: To encourage personal connection with literature and practice reflective, concise writing.</p> <p>The above-mentioned tasks need to be done on coloured A4 sheets beautifully. Make a file cover and compile your work in it.</p>
HINDI	<p>निर्देश-</p> <ol style="list-style-type: none"> 1.परियोजना कार्य का लेख सुंदर, स्पष्ट व आकर्षक होना चाहिए। 2.परियोजना कार्य को आकर्षक बनाने के लिए चित्रों का प्रयोग किया जा सकता है। 3.अंतर्जाल (internet) पर उपलब्ध सामग्री का प्रयोग किया जा सकता है। 4.सभी कार्यों को A4 साइज Sheet पर करें। 5.आंतरिक मूल्यांकन हेतु प्रदत्त कार्यों को करना अनिवार्य है।

	<p>प्रश्न 1 इस ग्रीष्मावकाश में अपने परिवार के साथ घूमने गए स्थान के विषय में जानकारी एकत्रित कर, उस स्थान की संस्कृति, सभ्यता, पोशाक और खान पान के बारे में लिखिए व चित्र भी चिपकाए तथा वहां आपके द्वारा किए गए गतिविधि और अनुभव का भी वर्णन करें?</p> <p>प्रश्न 2 निम्न लिखित में से किसी एक लेखक की कहानियां पढ़ें, उनकी जीवनी पर लिखें और किन्हीं दो कहानियों का सारांश भी लिखकर लाएं। 1 जय शंकर प्रसाद 2 मैथिलीशरण गुप्त</p> <p>प्रश्न 3 विद्यालय पत्रिका के लिए स्वरचित कहानी, कविता अथवा कोई भी एक संस्मरण लिखकर लाएं जो वर्तमान स्थिति से संबंधित हो? उदाहरण - भारतीय सैनिकों का कौशल, नया भारत हमारा, आदि।</p>
SANSKRIT	<p>1. स्वामी विवेकानंदस्य विषयमधि कृत्वा संस्कृतेन दश वाक्यानि लिखत। स्वेच्छया.2 पंचगृहोपयोगी- वस्तुनाम् पंच छात्रोपयोगीवस्तुना-म् च चित्राणि रचयित्वा संश्लेष्य वा तेषाम् नामानि संस्कृते लिखत,प्रतिचित्रम् आधृत्य एकैकम् वाक्यमपि संस्कृते लिखत।</p> <p>.3 प्रतिदिनं माता,पिता-वृद्धा-भ्राता,:जना:भगिनीश्च ,”सुप्रभातं” :”शुभरात्रि”,”शुभसंध्या”,”सुमध्यानम्” इत्यादय :संस्कृत-वाक्यानि उपयोगं कृत्वा अभिवादनं कुरुत ।</p> <p>-नोट)सभी कार्यो को A-4 साइज़ sheet पर करें(</p>
FRENCH	<p>1. Cover and decorate your French Notebook. (For example paste pictures of famous French food, tourist spots, French Flag etc)</p> <p>2. Make two bookmarks (decorate it by using names & pictures of famous French food)</p> <p>3. Make a collage of the famous French Cheese(fromages) (Any 10) Write a few lines about them</p> <p>4. Take out a printout of outlined Map of France and mark the following places: Paris , Nice , Cannes, Bordeaux, Lille, Toulouse, Lyon</p> <p>5.On the same map mention one famous thing originated from the above places</p>
MATHS	<p>Dear Students</p> <p>These are four activities to be done as your Maths holidays H.W.</p> <p>You need to do them on A4 size project sheets.</p> <p>Work should be neat as it will be marked as an internal assessment.</p> <p>Submission will be in first week of July</p>

We can write digits as shown in the image below:



You can either use toothpicks or matchsticks, or just write the digits in this way, using lines to represent sticks. To make the digit 7, three sticks are needed.

Write or make the number 5108. How many sticks are required?

1. Make or write the number 42,019. It would require exactly 23 sticks.
2. Starting with 42,019, add or write two more sticks, and make a bigger number. One example is 42,078. What other numbers bigger than 42,019 can you make in this way?
3. Preetham wants to insert the digit '1' somewhere among the digits '4', '2', '0', '1' and '9'. Where should he place the digit '1' to get the biggest possible number?
4. What other numbers can he make by placing the digit '1'?

1. Make or write the number 63,890.
2. Starting with 63,890, rearrange exactly four sticks and make a bigger number. One example is 88,078. What other numbers bigger than 63,890 can you make in this way?

1. Make any number using exactly 24 sticks or lines.
2. What is the biggest number that can be made using 24 sticks or lines?
3. What is the smallest number that can be made using 24 sticks or lines?

Make your own questions and challenge each other.





it's **PUZZLE TIME!**

Expression Engineer!

Using three 3's along with the four operations (addition, subtraction, multiplication, and division) and brackets as needed we can create several expressions. For example, $(3 + 3)/3 = 2$, $3 + 3 - 3 = 3$, $3 \times 3 + 3 = 12$, and so on.

Using four 4's, create expressions to get all values from 1 to 20.

Using the numbers 1, 2, 3, 4, and 5 exactly once in any order get as many values as possible between -10 and +10.

Using the numbers 0 to 9 exactly once in any order, make an expression with a value 100.

What other similar interesting questions can you ask?




Shortest Path in a Box!

There is a spider in a corner of a box. It wants to reach the farthest opposite corner (marked in the figure). Since it cannot fly, it can reach the opposite point only by walking on the surfaces of the box. What is the shortest path it can take?

Take a cardboard box and mark the path that you think is the shortest from one corner to its opposite corner. Compare the length of this path with that of the paths made by your friends.



Hint:





it's PUZZLE TIME!

Chess Puzzles — Non-attacking Queens



Chess is a popular 2-player strategy game. This game has its origins in India. It is played on an 8×8 chequered grid. There are 2 sets of pieces — black and white — one set for each player. Find out how each piece should move and the rules of the game.

Here is a famous chess-based puzzle. From its current position, a Queen piece can move along the horizontal, vertical or diagonal. Place 4 Queens such that no 2 queens attack each other. For example, the arrangement below is not valid as the queens are in the line of attack of each other.



Now, place 8 queens on this 8×8 grid so that no 2 queens attack each other!



SCIENCE

TAKING CARE OF OUR ENVIRONMENT – BECOMING GREEN WARRIORS!!!

Our Environment needs you! Students, you are the future of our planet! Let us use our Summer Vacations to learn how to make organic manure at home and learn how to use this organic manure to grow healthy plants.

1) COMPOST IN A BUCKET

Students, now you can do composting at home and that too in a bucket. Follow the instructions given in the video below and make your own compost bucket.

<https://www.youtube.com/watch?v=mDIVpJgjoXQ>

You can use this compost or organic manure in your garden to grow healthy plants. Watch this video to learn how BUCKET COMPOSTING can help you make your own garden.

<https://www.youtube.com/watch?v=0u-1yZuSCao>

Write a list of ingredients which you added to your compost pit.

Click and paste pictures of yourself with your compost bucket.

2) PLANTING SAPLINGS – MAKING YOUR OWN HERBAL GARDEN

Make your own herbal garden at home by planting important herbs which we regularly use in cooking nutritious meals at home.

Plants herbs like Coriander, Mint, Basil, Oregano, Rosemary, Thyme, Fenugreek, Holy Basil, Curry leaves, Fennel, Cardamom, etc. and enjoy making your herbal garden.

Here are a few video links to watch and learn how to grow your own herbs.

<https://www.youtube.com/watch?v=JWMrwq-irK8>

https://www.youtube.com/watch?v=_qpuQ87Oxtg

<https://www.youtube.com/watch?v=dmjXzq-DGNk>

<https://www.youtube.com/watch?v=Vtvh3tiOWg0>

<https://www.youtube.com/watch?v=fQ7tkreAZ2k>

Now, plant your favourite herb in a plastic container (diameter of the container should not exceed 10 cm) and bring it to school to convert your classroom into an herbal garden.

3) Make a scrapbook of herbs.

Paste pictures of any 5 herbs of your choice, write about the following for each herb:

- ✓ Scientific name and regional name.
- ✓ Medicinal Properties.

	<ul style="list-style-type: none"> ✓ Usage in cooking and their role in providing nutrition. ✓ Part of the herb used for cooking or making medicines, etc. <p>NOTE:</p> <ul style="list-style-type: none"> ➤ Use A4 size sheets (4-5 sheets) to document making your bucket compost and your herbal garden. ➤ It is graded project. (Grades will be given on the basis of your written project and your sapling) ➤ Date of Submission: 14th July 2025.
SOCIAL SCIENCE	<p>Dear Students, Throughout history, people have believed that certain places are sacred or holy. These places are connected to nature, beliefs, memories, or spiritual stories. From rivers and forests to mountains and temples, land becomes special for different communities in different ways. Let us explore this idea through a fun and thoughtful project!</p> <p>Prepare a project on A4 size sheets (compiled in a file) on the topic “How the Land Becomes Sacred”.</p> <p>What to include:</p> <ol style="list-style-type: none"> 1. A short introduction on what makes land “sacred”. 2. Pictures or drawings of sacred places in India (e.g., River Ganga, Bodh Gaya, Mount Kailash, Golden Temple, Kumbh Mela etc.) 3. A few lines explaining <i>why</i> each place is considered sacred. 4. Mention how these sacred places are protected and respected by people. 5. Add any <i>quote, poem, or slogan</i> related to nature and sacredness. <p>Be creative! You can use colours, borders, and neat handwriting. You may use printed pictures or draw them by hand.</p> <p style="text-align: center;">OR</p> <p>Dear Students, India is a land of great geographical diversity - from the towering Himalayas to the vast coastal plains, from deserts to dense forests. This holiday, let us explore this beauty through a fun and creative project!</p> <p>Prepare a 3D model showcasing the “Geographical Diversity of India.” You can include features such as:</p> <ul style="list-style-type: none"> • The Himalayan Mountains • Northern Plains

- Thar Desert
- Peninsular Plateau
- Coastal Areas
- Islands (Andaman & Nicobar, Lakshadweep)

You can use:

Clay, cardboard, thermocol, paper mache, waste materials, colors, and labels. Keep it neat, colorful, and well-labeled.

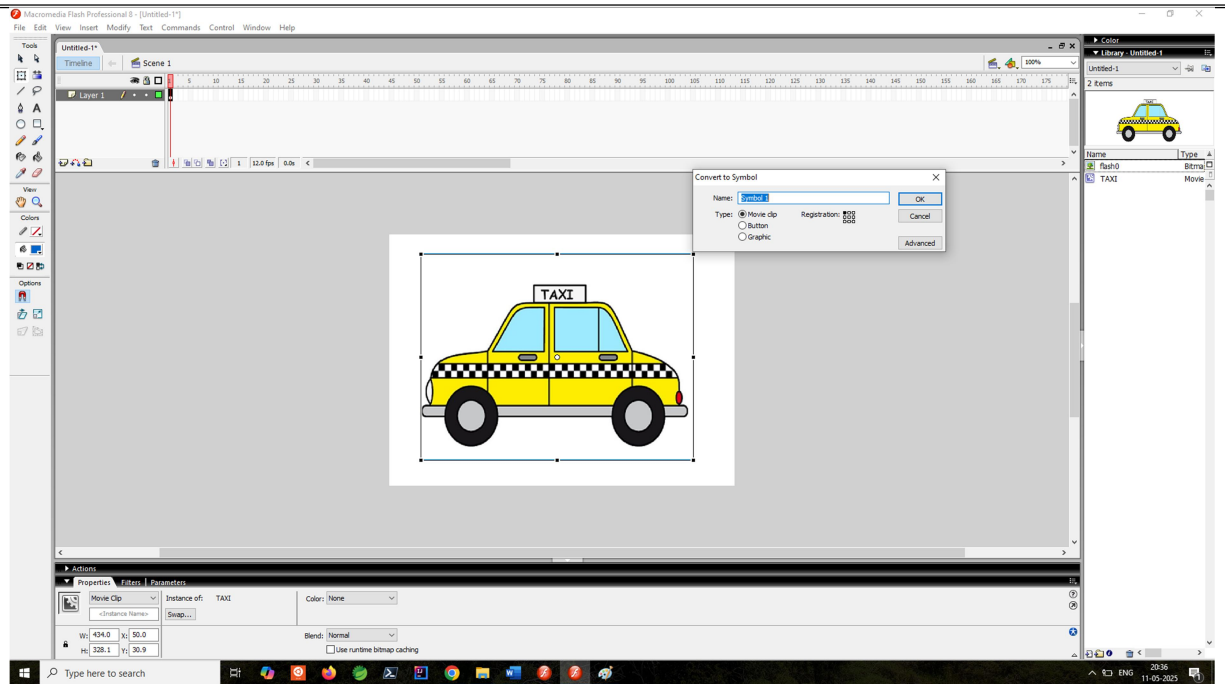
**COMPUTER
SCIENCE**

FLASH ACTIVITY

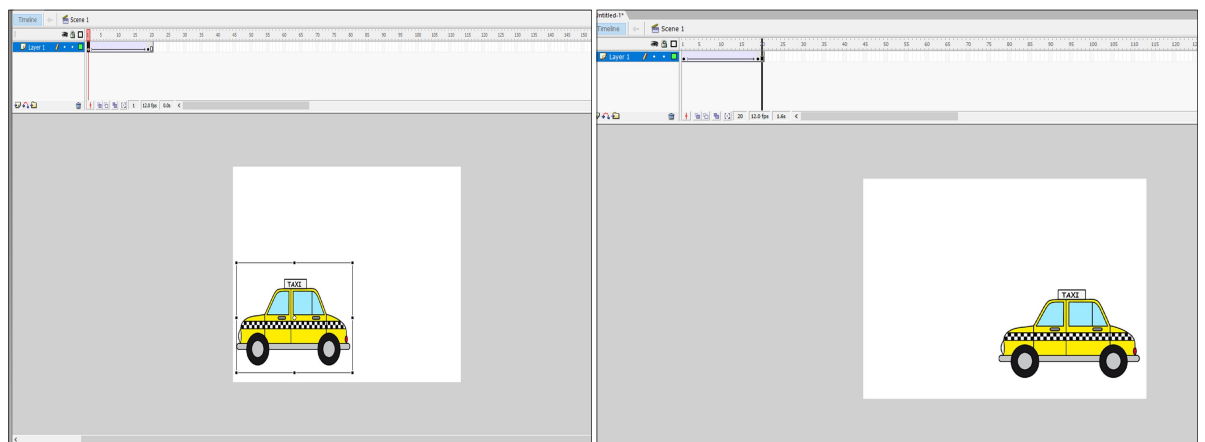
Step 1: Draw the image of the Taxi with Flash tools using another colour.



Step 2: Convert the picture of Taxi to a symbol with “CONVERT THE GRAPHICS TO A SYMBOL” option.



Step 3: Apply MOTION TWEEN on Taxi Move it from Left side of stage to the right side of stage



Step 4: After creating an activity take screenshots and paste them into Word and write with the steps of CONVERT THE GRAPHICS TO A SYMBOL and MOTION TWEEN.

References:

1. Textbook: Class 7th Computer Science book for.

Instructions:


1. Platform: Macromedia Flash/ Adobe Animate.

2. Submit printouts of the Activity with steps.
3. The first page of the file should have the following details:
 - Name of the Student
 - Class and section

FINE ART

Warli painting

Q1- See the reference painting below, draw and paint a Warli painting showing village life style of people.



Warli Art Easy Drawing For Kids, warli painting HD

Object drawing-

Q2- Make any “Flower Pot “with bunch of flowers in the pot. Use Paint colours, and brush to complete the art work.

LIBRARY

Dear Parent,

The vacation has begun and it's a great time for children to relax and explore the magical world of stories. Reading during the holidays can be both fun and meaningful. Let's motivate our children to read interesting books and folktales from our rich culture and tradition.

This will not only improve their language skills but also help them develop a lifelong love for reading. Stories also teach values, spark imagination, and make children more creative.

Some of the suggested readings are:

- Biographies of famous personalities
- Short stories of Sudha Murthy
- Harry Potter Series

Podcast Project: *Voices on Books*

Theme :

We live in a digital era where voices travel farther than ever before.

This summer, let's blend the magic of books with the power of technology.

Podcasting is the new storytelling!

So why not bring stories, memories, and bookish conversations to life through your own podcast?

Let's explore the world of books in a brand-new way — one voice at a time.

Objective

This summer, step into the shoes of a **young podcaster!**

Interview parents, grandparents, neighbors, or booksellers and record a short podcast (3–5 minutes) about their **reading experiences and book love.**

Instructions:

1. Choose 2–3 people to interview (family, friends, strangers, or bookstore staff).
 2. Ask them a few questions from the list below (or create your own).
 3. Record your conversation using your phone or other devices
 4. Begin your podcast with a short intro: your name, class, and what your podcast is about.
 5. Add a closing reflection: What did you learn? Which answer surprised you?
 6. Submit your file (via email at **lpsseniiorlibrary@gmail.com** or whatsapp to class group).
-

Suggested Questions:

You can add your own questions..

General Book Questions:

- What's the first book you remember reading?

- Which book made you cry or laugh the most?
 - If you could live in any book world, which one would it be?
 - Have you ever judged a book by its cover—and were you right?
 - Which author do you admire the most and why?
 - If your life were a book, what would the title be?
 - Which book would you gift to someone and why?
-

Childhood Reading Memories:

- Did anyone read stories to you when you were young?
 - What bedtime stories do you still remember?
 - Was there a book you were obsessed with as a child?
 - What was the school library like when you were young?
-

Book Habits and Opinions:

- Do you prefer physical books, eBooks, or audiobooks?
 - How do you choose which book to read next?
 - Do you ever read the ending first?
 - What makes you stop reading a book halfway?
-

Books & Life:

- Has a book ever helped you through a tough time?
 - Did a book ever change your opinion about something?
 - Can reading make someone a better person?
 - Which book taught you something unforgettable?
-

For Booksellers or Store Staff:

- What's the most asked-for book these days?
- Which genre is most popular among kids/teens?
- What's your personal favorite book in the store?
- Have you ever recommended a book that someone came back to thank you for?
- Are fewer people buying books now, or more?

