

# English

Charles Dickens

Virginia Woolf

William Shakespeare

The Blue Umbrella

Jane Austen

Looking for the rainbow



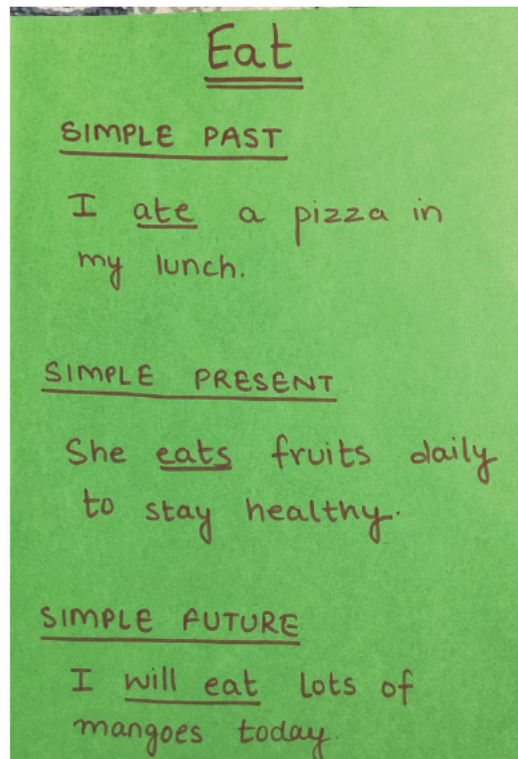


# 01. Verb Tenses Flipbook

Get ready to turn your summer vacation into a fun adventure with words! Create Your Own Verb Tenses Flip Book!

## How to create the flipbook?

- Choose **30 verbs** from your books, games, or things you love doing.
- On each page or flap, write the verb in its **three tenses** and make sentences using all 3 forms.
- Your flipbook should be of **A5 size**.
- Add *pictures or drawings* to make it colorful and fun!
- Decorate your flip book – *make it bright, creative, and totally YOU!*





## 02.Let's Tell A Tale

As part of your English Holiday Homework, you are required to prepare and practice narrating a story of English. When school reopens, we will be hosting a **Storytelling Competition**, where you will get a chance to showcase your speaking skills, creativity, and confidence! Do not forget to narrate it to your friends and family at home.

- Select **one story** based on any of the following themes:
  - a. Kindness and Friendship
  - b. Bravery and Courage
  - c. Magic and Adventure
  - d. Animals and Nature
- Your story should be about **3-4 minutes** long when narrated.
- Practise it well during the holidays with proper voice modulation, expressions, and clear pronunciation to make your storytelling lively and interesting.
- It is **compulsory to prepare and use at least one prop** during your narration. (*Example: a hat, a puppet, a wand, an animal mask, etc.*) This will make your performance more engaging and creative!





### 03. From Picture to Paragraph


Carefully observe the given picture and describe it in your own words by writing a short paragraph.

#### Instructions:

- Write a paragraph of **60-70 words** based on the picture.
- Your paragraph must include:
  - **7 adjectives** (describing words that add details about people, places, or things).
  - **10 different nouns** (naming words – including proper, common, collective, and abstract nouns).
  - Write on **A4 coloured sheet**.

#### Tips for Writing:

- Use adjectives to make your description more colorful and interesting. (e.g., *bright sun, tall tree, cheerful children*)
- Make sure to use different kinds of nouns to enrich your paragraph.
- Write in complete sentences and maintain proper grammar and punctuation.





## 04. Hunt, Cut, Create

Find and cut out the following from the newspaper:

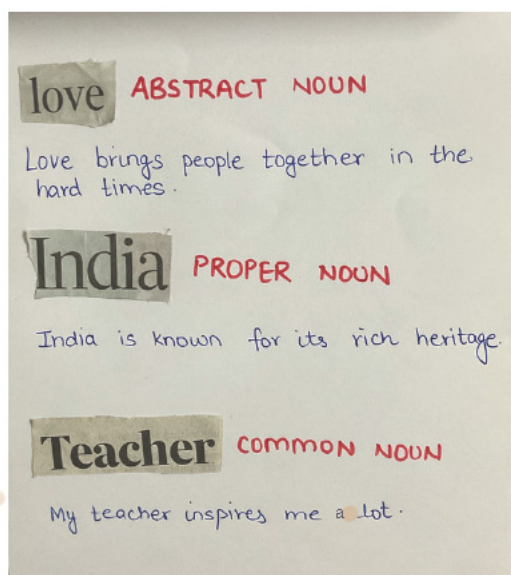
- **10 Proper Nouns** (names of people, places, brands, etc.)
- **10 Common Nouns** (general names of things, people, places)
- **10 Abstract Nouns** (names of feelings, ideas, or qualities like honesty, freedom, happiness)

After finding and pasting the words, you need to:

- **Make one sentence** using each word you have collected.
- Write your sentences neatly below the cuttings **in your project file.**

### Important:

- All words must be taken only from a newspaper.
- You must paste the newspaper cuttings of these words in your project file.





## 05. Unfold the Tale: Story Mapping

Get ready to revisit your story mapping skills in a fun way! Below, you will find a link to 2 interesting stories. Your task is to read each story carefully, understand the main points, and then map the story using the attached template.

**[Link for stories and the template:](#)**

**Make sure your mapping is neat, complete, and shows your understanding of the story. Paste it in your project files.**

*(Remember how we mapped the story of Jhalkari in class? Use the same method to map these new stories and strengthen your understanding of story structure!)*

Refer to the sample story and its mapping for better understanding.

### **SAMPLE**

Unleash your creativity by **designing a vibrant and imaginative A5-sized book cover** based on any one of the stories you have read above. Give your book an exciting title and let your artwork bring the story to life through colors and illustrations.



# हिन्दी

हरिवंश राय शर्मा

रामधारी सिंह दिनकर



तुलसीदास

कबीर



गर्मियों की छुट्टियों के दौरान, हमें आराम करने और अपने दिमाग को तरोताज़ा रखने का अवसर प्रदान करता है। लेकिन यह समय हमें अपने ज्ञान और कौशल को भी बढ़ाने का अवसर देता है। इस ग्रीष्मावकाश के दौरान हम आपको कुछ रोचक और शिक्षाप्रद गतिविधियों के माध्यम से आपके ज्ञान को बढ़ाने में मदद करेंगे।



### गतिविधि -- 1

#### जीवन - संदेश ---

अलग -अलग है भाषा लेकिन ,देश हमारा भारत एक ।

सबका हम आदर करते है ,हम है भारत माँ के बेटे नेक । ।

इंटरनेट की मदद से भारत के किन्ही पाँच पड़ोसी देशों की भाषाओं और उनकी लिपियों के नाम पता करके लिखिए ।

क्रम स०	देश	भाषा	लिपि

## गतिविधि -- 2

### जीवन संदेश --

ध्यान से देखो , ध्यान से समझो

जो समझोगे , वही पाओगे ।

भूती शर्ट या ब्यादी का कुर्ता - इनमें से किसी एक कपड़े के छाबे में नीचे दिए गए छिंदुओं को ध्यान में रखते हुए जानकारी एकत्रित कीजिए और 'मेरी कहानी' के रूप में उसे लिखिए।

- यह किस चीज से बनती/ बनता है?
- इस चीज का जन्म कहाँ होता है?
- हम तक पहुँचने का उसका रास्ता क्या है?
- इस पूरे रास्ता में किन लोगों की कितनी मेहनत लगती है?
- इन लोगों में से किसीको कितना मुनाफ़ा मिलता है?

## गतिविधि---- 3

### जीवन ---संदेश

हम सब हैं एक समान

भेद भाव बस करें नादान ।

कहानी लेखन

चित्र की और सहायक शब्दों की मदद से कहानी लिखें कि चिड़ा और चिड़ी ने कैसे खिचड़ी पकाई ?

सहायक शब्द ---

खिचड़ी , हल्दी , आग , पतीला , घी , चावल , पानी , नमक , दाल



## गतिविधि-- 4

### जीवन --संदेश

समय पर सोना ,समय पर जागना ।

समय पर खाना ,समय पर पढ़ना ।

खेलो कूदो ठीक समय पर

फिर मौज करो जिंदगी भर

आप अपनी दिनचर्या को कैसे बिताते है ,उन्हें समय तालिका [टाईमटेबल } के साथ चित्रों कि मदद से व्यक्त करें ।

## गतिविधि --5

भाषा मे विशेषण का बहुत महत्त्व होता है , विशेषण से शब्दों का निखार होता है । विशेषण भाषा का आभूषण होता है ।

### जीवन --संदेश

गुण अपनाओ दोष नहीं ,सबसे अच्छी बात यही

दोष दूसरे में हो ,उन पर दो तुम ध्यान नहीं ।

गर्मी की छुट्टियों में आप घूमने जाना चाहते हैं । आप कहाँ और किसके साथ जाना चाहते हैं । आप अपने साथ क्या -क्या और कैसी चीज़े ले जाएँगे ?

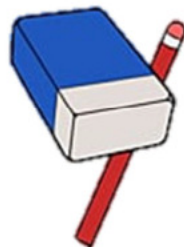
एक सूची चित्र सहित बनाए ।



यह कार्य आप ए4 शीट पर किजिए।



# Mathematics







Dear Students,

**"Practice is the key to learning Mathematics".**

During these summer vacations review the concepts learnt, and do the following activities based on the learnt concepts in A4 size sheets. Submit your creatively done activities with proper labelling (name, class, section, subject).

### Activity 1.

A. Make digit cards 0 to 9 and build numbers as per the hints given.

3 at hundreds place 8 at thousands place 0 at tens place 1 at ten thousands place 9 at ones place 	4 at tens place 2 at thousands place 5 at ten thousands place 6 at hundreds place 7 at ones place 
--	---

B. Write the following numbers in figures.

- 1 Smallest 6 digit number.
- 2 Greatest 6 digit number
- 3 The successor of greatest 6 digit number
- 4 The number that is successor to 19,99,999
5. Greatest 7 digit number using 1,3,5,7,9,0
- 6 The number 1000 more than 56,77
7. A 7 digit number with 45 lakhs and 2 ones.

### Activity 2

The following table contains the seating capacity of a few stadiums. Read the data and answer the questions.

Stadium	Capacity
Stadium 1	75,000
Stadium 2	12,500
Stadium 3	1,07,501
Stadium 4	1,01,450
Stadium 5	91,821

Answer the following questions.

1. What is the total seating capacity of all the stadiums? Write in figures and words.
2. What is the difference in the seating capacity of stadium 3 and stadium 5?
3. Estimate the seating capacity of stadium 4 to the nearest 100.
4. If people sit in a group of 50, how many groups can be formed in stadium 2?
5. If half the number of people sitting in the stadium 1 have 3 balloons in their hands, how many balloons are there in all?

### Activity3

A. Tick the Roman numbers which have been written in correct form and write their Hindu Arabic numerals. (cross those which are wrong)

1. XXIX-\_\_\_\_\_

2. ILV- \_\_\_\_\_

3. XCIII- \_\_\_\_\_

4. XCC- \_\_\_\_\_

5. LVI- \_\_\_\_\_

6. XXXXVI- \_\_\_\_\_

7. LVII- \_\_\_\_\_

8. XIIIX- \_\_\_\_\_

9. XCV- \_\_\_\_\_

10. XL- \_\_\_\_\_

B. Compute the missing figure :

Cost Price	Selling Price	Profit	Loss
1. ₹ 510	₹ 575		
2. ₹ 3490	₹ 3165		
3. ₹ 4620		₹498	
4. ₹ 5672	₹4567		
5.	₹11,754		₹2071

### Activity 4

A. Make a colour-coded **Place value chart** where each column is labelled with Ones, Tens, Hundreds, Thousands etc. Assign a unique colour to each place value. **For Example:** Use blue for the ones place, red for the tens, and green for the hundred etc.

Build your own 6-digit numbers using any digit from 0 to 9 and write them in the place value chart.

PLACE VALUE CHART							
S.no	Numbers	Lakh	Ten Thousand	Thousand	Hundred	Tens	Ones
1							
2							
3							
4							
5							

### Activity 5

Make a working model/DIY craft/game based on any one of the following topics. Students should be able to explain their project in a few lines in front of the class.

1. Place Value Chart
2. Addition/ Subtraction sums
3. Multiplication Table
4. Reading Time.
5. Fractions.

Sharing a pinterest board for some ideas

<https://pin.it/7Iaj6ia6Y>



# EVS



## Title: “Zooming Through Time with Grandpa!”

*It was a sunny Saturday when Arya arrived at Grandpa’s house in the village. But this wasn’t going to be a normal visit. Grandpa had been secretly working on something incredible—a shiny, whirring Time Jumper 3000, built with old train wheels, bicycle bells, and even a drone propeller!*

*“Want to go on a ride through time?” Grandpa asked, holding out a pair of sparkly goggles.*

*“Yes, yes, yes!” Arya shouted, hopping in.*







*ZOOM! They landed in 1950. Arya peeked out and saw bullock carts slowly moving down dusty roads, and a postman on a bicycle delivering handwritten letters. Grandpa smiled. "This is how we used to travel and stay in touch."*

*WHOOSH! Next stop: 1980. Buses roared down paved roads, and steam engines chugged along the railway tracks. Arya saw a man speaking on a landline phone with*

*a long cord. She wrote a postcard and dropped it in a big red postbox. “This is so slow!” she laughed.*

***BLAST OFF!** The Time Jumper zoomed to 2045. Arya gasped as she saw flying taxis, electric cars zooming quietly, and high-speed trains gliding like rockets. Airplanes lined up in the sky like giant birds.*

*Grandpa handed her a tablet. “Now we talk through email, video calls, and apps.” Arya quickly typed an email to Mom, then made a fun vlog and uploaded it on her own YouTube channel!*

*She even posted a selfie with Grandpa on social media. Within seconds, she got ten likes and three comments!*

*“Back then, it took days to get a reply,” Grandpa said. “Now it takes seconds!”*

*Arya beamed. “This is amazing! I want to invent a teleporter next!”*

*Grandpa winked. “Time to go home before lunch... or the future might get hungry!”*





# Fun Project Time!

## *Note:*

- *Do this project work on A4 size sheets and compile in a file folder.*
- *Do any four activities out of the following.*

### 1. Treasure Hunt Time!

Find out 3 old and 3 modern items used for communication (e.g., letter, landline, phone, tablet, etc.). Draw and label them!

### 2. Speed Race Chart!

Compare different transportation methods: bullock cart, bicycle, train, airplane, and flying car.

Draw a flow chart of vehicles according to their speed (starting from the slowest to the fastest). Illustrate with pictures.

### 3. Talk to Time!

Interview your grandparents or parents about how they sent messages and travelled when they were your age. Write their answers like a mini interview.

### 4. Post vs. Post!

Create a comparison table: Postal Letters vs. Social Media (speed, cost, feelings, fun!).

Include five points for each column.

5. **Make a Mini Vlog!**

Pretend you're Arya in the above story. Write a 1-minute script describing your time travel journey experience.

6. **Build-a-Vehicle Challenge!**

Use your imagination and design a vehicle that works on roads, rails and in the sky. Use cardboard, LEGO or any other material you like!  
(Bring the model to school after the vacation.)

# Library



## SUGGESTED READING

**Dear Parents,**

The vacations have begun and it's a great time for children to relax and explore the magical world of stories. Reading during the holidays can be fun and will expand their vocabulary too. Let's motivate our children to read interesting books and folktales from our rich culture and tradition.

This will not only improve their language skills but also help them develop a lifelong love for reading. Stories also teach values, spark imagination and make children more creative.

Some of the suggested readings are:

- Jataka Tales ( English / Hindi)
- Famous stories of Tenali Raman (English/Hindi)
- Famous works of Sudha Murthy
- Short Stories by Roald Dahl



# Happy Holidays