

# SUMMER VACATIONS

## HOLIDAY HOMEWORK –

### GRADE 3



**Holidays are about creating  
cherished memories with loved ones and finding  
magic in the simplest moments.**

# ENGLISH HOLIDAY HOMEWORK

- All the work to be done in the English project file.

## ANAGRAMS

When words have the same letters. However, they are arranged in different ways to form different words. They are called anagrams.

- dear and read
- leg and gel
- lemon and melon

QI. Rearrange the letters to form anagrams. Use the meanings as clues.

- |                 |                               |
|-----------------|-------------------------------|
| a) shore _____  | an animal that runs very fast |
| b) hare _____   | we do this with our ears      |
| c) listen _____ | to remain quiet               |
| d) heart _____  | the planet on which we live   |
| e) elbow _____  | the opposite of above         |
| f) super _____  | a kind of small bag           |
| g) plate _____  | a part of a flower            |



# EXPERIENTIAL LEARNING

## BEING KIND

Kindness contributes to making the world a better and happier place to live in. An act of kindness can boost feelings of confidence, happiness and positivity.

**Q2. Write down your real life examples when you were kind to others or when someone was kind to you.**

- How did you feel when someone was kind to you? Describe your feelings.

---

---

---

---

---

---

---



Q3. Find the nouns in the grid. Write each one along with its meaning.

e	t	s	n	a	i	l	b
a	i	p	e	a	c	h	r
g	g	o	n	i	o	n	a
l	e	t	u	l	i	p	s
e	r	l	o	u	s	e	s
s	k	u	l	l	x	z	p
b	r	e	a	d	y	t	v

a) body part \_\_\_\_\_

b) insect \_\_\_\_\_

c) fruit \_\_\_\_\_

d) food \_\_\_\_\_

e) large cat \_\_\_\_\_

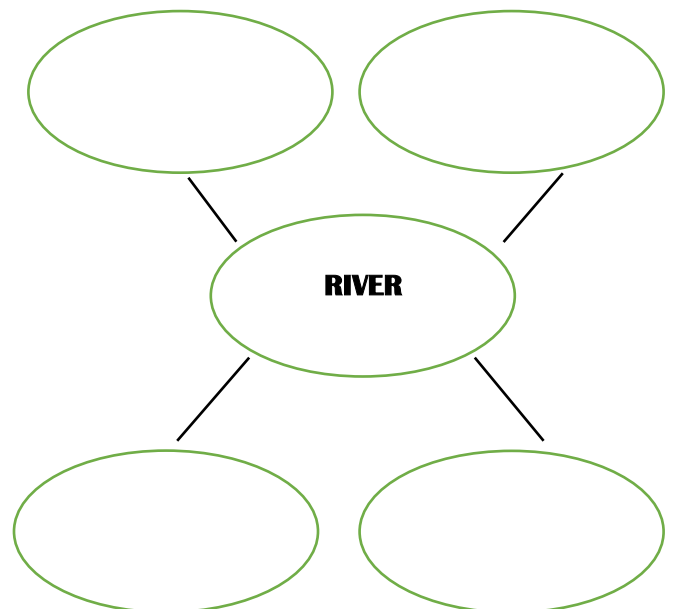
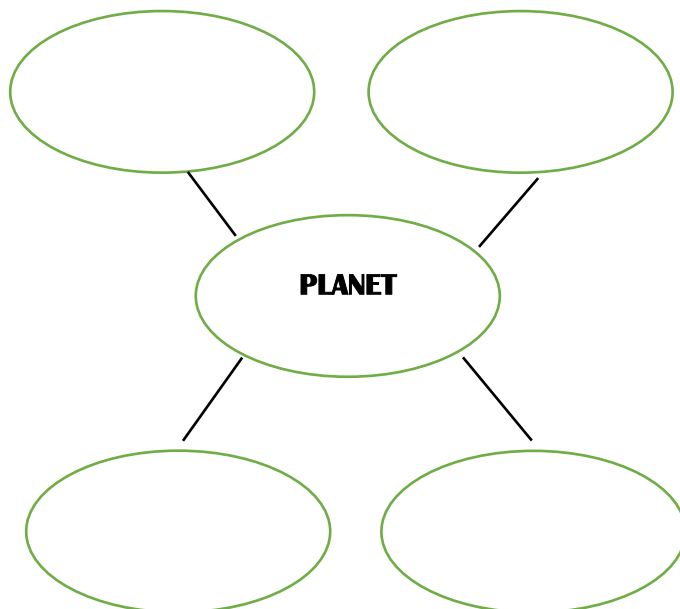
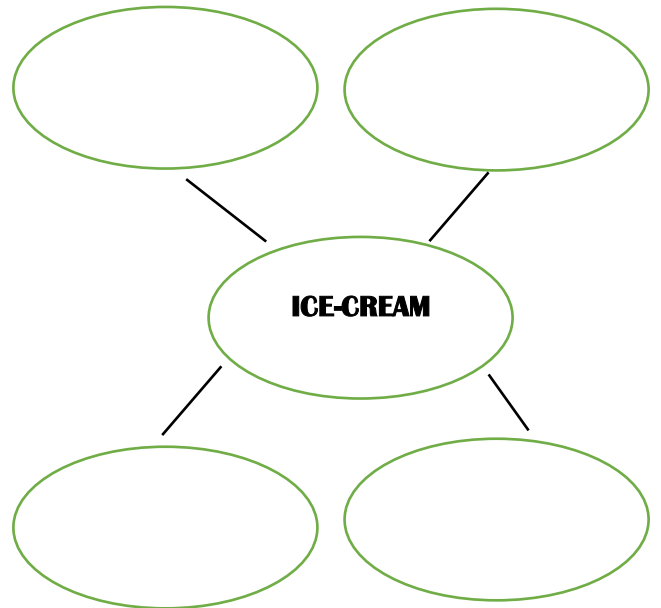
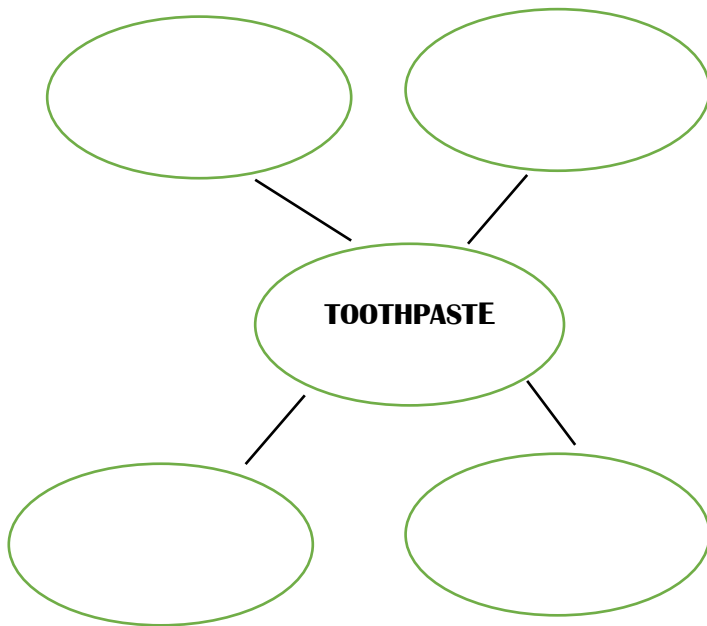
f) flower \_\_\_\_\_

g) bird \_\_\_\_\_

h) metal \_\_\_\_\_



Q4. Write proper nouns for the following common nouns.



Q5. Get ready to read your favourite storybook again or explore a new one!











Choose the story and bring your favourite character to life by creating a vibrant bookmark! Let your creativity shine and reflect your personality.

Write the name of the character and why it is your favourite, in your project file. Get ready for a fun and artistic adventure!




# हिन्दी ग्रीष्मकालीन अवकाश गृहकार्य :

## प्रश्न 1. चित्रों की सहायता से कहानी पूरी कीजिए।

एक  ..... और एक  ..... बहुत अच्छे मित्र थे। एक बार दोनों को बहुत तेज़ भूख लगी। उन्होंने देखा कि एक  ..... पर बहुत से आम लगे थे। यह देख कर वे दोनों बहुत खुश हुए। वह आम खाने ही वाले थे कि उन्हें एक  ..... की दहाड़ सुनाई दी। दोनों बुरी तरह घबरा गए। अचानक  ..... को अपने दोस्त  ..... की याद आई। वह ज़ोर-ज़ोर से उसे पुकारने लगा। वह अपने साथ  ..... ,  ..... , और  ..... को भी ले आया। इतने जानवरों को एक साथ देखकर  ..... बुरी तरह डर गया और वहाँ से भाग गया। सारे जानवरों ने मिलकर मीठे- मीठे आम खाए।



प्रश्न 2. चित्र देखकर निम्न वर्ग पहेली में उनके नाम ढूंढो और खानों में रंग भरें।




कि	ता	ब	म	च	ज	सा
अ	ग	छि	ड	ष	ल	र
प	हि	या	इ	मा	चि	स
ब	र	ग	नि	द	डि	उ
पा	न	ह	ब	गि	या	र
ल	थ	घा	ड	ला	घ	दि
क	पा	स	फ	स	रि	या





प्रश्न 3. बिंदु को जोड़कर अंकों को सही क्रम में लिखिए और चित्र में रंग भरिए।



प्रश्न 4. वर्णों को सही क्रम में जोड़कर शुद्ध शब्द लिखिए।

(क) द बाल

.....

(ख) रा बा त

.....

(ग) र चा द

.....

(घ) द त वा

.....

(ङ) भ वा न ग

.....

(च) दा स चा र

.....

प्रश्न 5. बच्चों ये पिंकी का बैठक कक्ष है। आपको इस कमरे में जो वस्तुएँ दिखाई दे रही है, उसे नीचे दिए स्थान पर लिखिए।



1 \_\_\_\_\_

2 \_\_\_\_\_

3 \_\_\_\_\_

4 \_\_\_\_\_

5 \_\_\_\_\_

6 \_\_\_\_\_

7 \_\_\_\_\_

8 \_\_\_\_\_

9 \_\_\_\_\_

10 \_\_\_\_\_

## Maths Holiday Homework

Note- Children need to do the given activities in their **Maths Project File** during the holidays. They can either write and draw the given pictures or take the print out of the same and paste in the project file neatly. Children are expected to do the work in their own handwriting.

### Let's Go Driving

**Activity-1.** A car company manufactured four different types of cars in a year. Their sales are recorded as below.



Car A- 4,956



Car B- 3,695



Car C- 3,463



Car D-6,749

a. Arrange the number of car sales in-

- i) Ascending order - \_\_\_\_\_
- ii) Descending order - \_\_\_\_\_

b. Write the numbers in word form.

4,956 - \_\_\_\_\_

3,695 - \_\_\_\_\_

3,463 - \_\_\_\_\_

6,749 - \_\_\_\_\_

c. Which model has 9 at hundreds place? \_\_\_\_\_

d. Which model has 4 at thousands place? \_\_\_\_\_

e. Give the place value of 6 in each model.

4,956 - \_\_\_\_\_

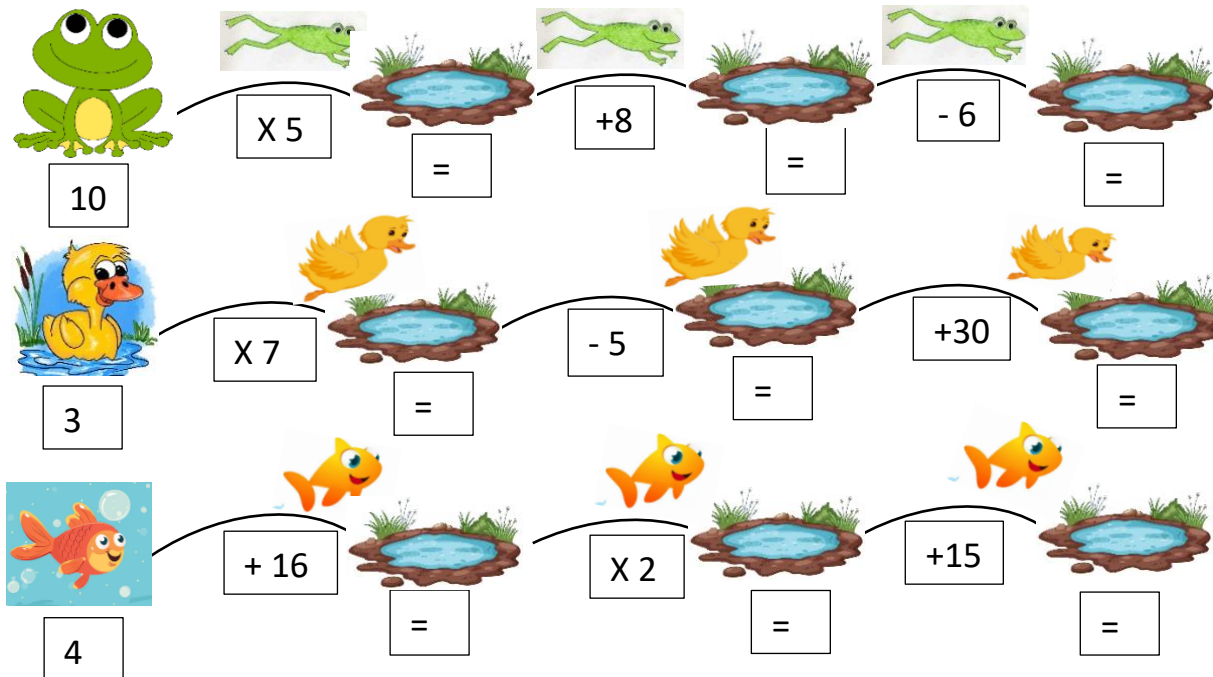
3,695 - \_\_\_\_\_

3,463 - \_\_\_\_\_

6,749 - \_\_\_\_\_

## Water Splash Race

**Activity-2.** The animals in the jungle are having a race. They have been given a number at the starting point. Each jump through a puddle changes the animal's score. Let's find out who wins the race.



The winner of the race is \_\_\_\_\_

## A Place In My Home

**Activity-3.** Read the given clues and guess the number. Write its value in the Place Value House.

PLACE VALUE		
HUNDREDS	TENS	ONES
<div style="border: 1px solid black; width: 80px; height: 40px; margin: auto;"></div>	<div style="border: 1px solid black; width: 80px; height: 40px; margin: auto;"></div>	<div style="border: 1px solid black; width: 80px; height: 40px; margin: auto;"></div>

PLACE VALUE			
THOUSANDS	HUNDREDS	TENS	ONES
<div style="border: 1px solid black; width: 80px; height: 40px; margin: auto;"></div>	<div style="border: 1px solid black; width: 80px; height: 40px; margin: auto;"></div>	<div style="border: 1px solid black; width: 80px; height: 40px; margin: auto;"></div>	<div style="border: 1px solid black; width: 80px; height: 40px; margin: auto;"></div>

- a. I am a 3-digit number.
- b. My hundreds digit is 4 more than my ones digit.
- c. The smallest 1-digit odd number is at tens place.
- d. Double of 2 is at ones place.

- a. I am a 4-digit number.
- b. The greatest 1-digit even number is at my thousands place.
- c. My hundreds place has a 0.
- d. My tens place is 3 less than my thousands place.
- e. The number after 8 is at my ones place.

## Let's Go Shopping

**Activity-4.** Tina went for shopping with her mother and bought a few things. Observe the shopping lists given below.

### SHOPPING LIST A



### SHOPPING LIST B

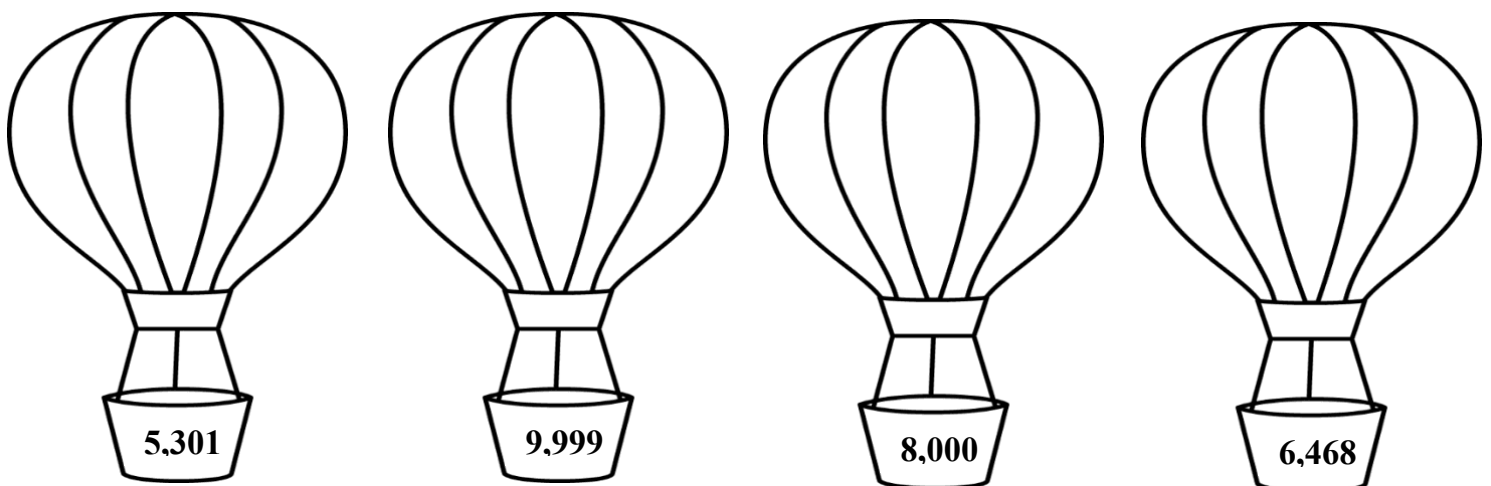


Now answer the following questions.

- Find out the total of each of the shopping list and write under the correct place of Th H T O.
- Which shopping list has the highest total?
- How much more money does Tina spend on the pencil pouch than the T-shirt?
- Compare the prices of both the shopping lists using  $>$ ,  $<$  or  $=$  sign.
- If Tina has ₹ 500 with her, how many items can she buy from each list?

## Up In The Air

**Activity-5.** Look at the number hot air balloons given below and colour accordingly.



- Colour the balloon with the highest 4-digit number yellow.
- Colour the balloon that has the number after 7,999 pink.
- Colour the balloon that has 5 at thousands place light green.
- Colour the balloon that has 6 tens sky blue.





# E.V.S HOLIDAY HOMEWORK

## All work to be done in the EVS Project File

### Q1. My Family Tree Activity

Let's celebrate our families!

Instructions:

1. Draw your family tree.
2. Start with yourself at the bottom, and draw lines to show how you're connected to your parents, siblings, grandparents, and other close family members.
3. Paste or draw pictures of each family member next to their name.
4. Write one loving sentence about each person.  
(Example: "I love my grandmother because she cooks yummy food for me.")

Be Creative!


Decorate your tree with leaves or flowers to make it colourful and special.



### Q2. Body Superpowers Game

Choose 3 of your body parts and think of them like superheroes!

- Give them a cool name.
- What do they do for you every day?  
(Example: Captain EyeSight helps me see the world!)
- How would life be without them?



### Q3. Secret Body Puzzle

Find the Answer!

Clues:

- I have tiny bumps that help you taste food.
- I am inside your mouth.
- I also help you speak.

Who am I? \_\_\_\_

Now:

Try eating a small piece of lemon, chocolate, and salt.

Write which part of your tongue helped you taste each!  
(Draw a tongue map and colour it.)



#### Q4. Let's Recycle

Recycling is the process of converting waste materials into new materials and objects. As a society, we have come up with amazing ways of recycling almost everything. Those that we found hazardous for the planet, we have banned or minimised their use.

*So, let's recycle:*

What to do:

- Tear the newspaper into thin strips.
- In one plastic bowl mix flour with two tablespoons of water to make a glue.
- Dip one strip of paper at a time into the glue and layer the bowl.
- Let the first layer dry before you make a second one.
- When both the layers are dry remove the plastic bowl.
- Paint and decorate your paper mache bowl.

*Let's recycle some old newspaper and make a paper mache bowl.*

What you will need:

- A few sheets of newspaper,
- 2 plastic bowls
- 2 table spoons of flour and some water.



---

## **SUGGESTED READING (LIBRARY)**

### **CLASSES III**

**Dear Parents,**

The vacations have begun and it's a great time for children to relax and explore the magical world of stories. Reading during the holidays can be fun and will improve their vocabulary too. Let's motivate our children to read interesting books and folktales from our rich culture and tradition.

This will not only improve their language skills but also help them develop a lifelong love for reading. Stories also teach values, spark imagination and make children more creative.

Some of the suggested readings are:

- Famous Fables by Aesop
- Famous Fairy Tales
- Akbar-Birbal stories ( English / Hindi)