


Dear Parent,

Here comes the summer again and your child is going to be with you throughout the day wanting your attention for various activities. For the summer holidays we have planned an interesting and enriching project for the students. This holiday project will bring you and your child together. The parents role is that of a guide. Have lively discussions with your child, explore new ideas together, help them communicate and articulate their ideas. All your child really needs is a great deal of encouragement and appreciation for the work done well. We trust you will have a wonderful time together. We hope and wish that at the end of this holiday project your child would be more responsible and independent.



Lazy lazy summer days

Unwind slowly, sun ablaze

Sweetly scented air abound

Let's Have Some Fun And Jump Around!

-) Do all the activities in the space provided in the booklet only.**
-) No activity is compulsory.**
-) Try to do as many activities as you can**
-) Your own work will be highly appreciated.**

Hope you have a wonderful and enjoyable holidays.

Name: _____

Class: _____

ENGLISH

Activity 1:- Add the letter

Add the letter given in the circle to the letters in the boxes to make meaningful words. Remember, the letter could be used in the beginning, end or in between too.

Eg:- Sape - shape

| | | |
|---------------|---------------|---------------|
| | sape _____ | |
| watc _____ | h | cair _____ |
| | ole _____ | |

| | | |
|----------------|---------------|------------------|
| | reen _____ | |
| enine _____ | g | buildin _____ |
| | oat _____ | |

Activity 2:- Punctuation

Put these words in the correct order to make sentences. Punctuate them correctly:-

a. book my lila has

b. to i went delhi

c. games video like to i play

d. friend my is radha

e. gurpreet milk every day drinks

f. cap i a pink have

g. late is the train (question)

h. have you do a pen (question)



Activity 3:- Opposites

) Write each word given in the box next to its opposite.

| | | | |
|--------|--------|-------|--------|
| dry | pretty | bad | icy |
| messy | hard | fast | easy |
| right | small | noisy | friend |
| asleep | night | angry | rich |

| | | | |
|-----------|--|-------|--|
| big | | happy | |
| good | | soft | |
| wet | | poor | |
| clean | | ugly | |
| enemy | | quiet | |
| slow | | wrong | |
| difficult | | hot | |
| day | | awake | |

) Take **five** A4 size coloured sheets. Cut them horizontally into half. Use these to make flash cards of any five pairs of opposites. Paste their pictures also :-



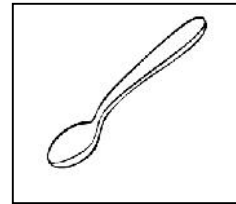
Activity 4:- Join the words

Some words are made up of two words joined together. These words are called compound words e.g, butter + fly = butterfly

Join the two words to make a new word. Draw and colour the picture also.

1. table + spoon =


tablespoon




2. lady + bug =




3. tea + pot =



4. rail + way =



5. sun + flower =




6. black + board =



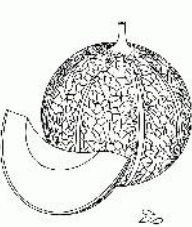
HINDI

Activity 1:- चित्र पहेली

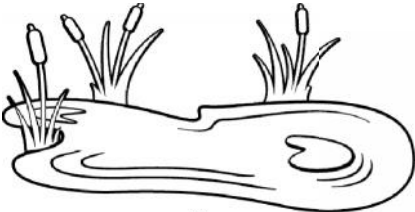
चित्र का नाम लिखकर चित्र पहेली हल करो:-




5



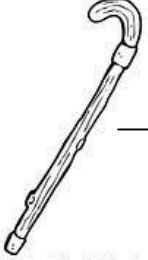
4




2



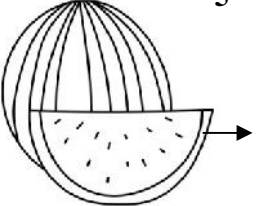
1



6



3



5

| | | | | |
|---|----|---|----|---|
| 1 | कि | — | ब | |
| | | — | | 4 |
| 3 | — | — | ख | |
| | | | — | |
| 5 | त | — | — | — |
| | — | | जा | |
| 6 | ला | — | | |

Activity 2:- शब्द रेल

शब्द के आखिरी अक्षर से नया शब्द बनाइए और शब्द की रेलगाड़ी को आगे बढ़ाइए।

| | | | | | | |
|--------|---|-----|---|-----|---|-----|
| खिलौना | → | नाक | → | — — | → | — — |
| — — | → | — — | → | — — | → | — — |


Activity 3:- एक अनेक

) चित्रों की सहायता से एक से अनेक बनाओ:-

(i) एक चूहा



तीन चूहे



(ii) एक थैला



पाँच _____



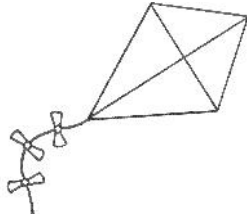
(iii) एक घड़ा




सात _____




(iv) एक पतंग



चार _____



(v) एक तोता



दो _____



(vi) एक गेंद




आठ _____



Activity 4:- आओ गुनगुनाएँ

कविता में आए विलोम शब्दों को ढूँढो व लिखो:-

अंदर-बाहर, ऊपर-नीचे,
भाग रहे हैं आगे पीछे।
मोटे-पतले, हल्के-भारी,
चूहों ने की पूरी तैयारी।




देख चने भरे रसीले
पल में खाली हुए पत्तीले
खट्टा दही किया हजम
मीठा हलवा हुआ ख़तम।

सीधा मटका उलटा पटका
भागे सीधा देकर झटका।
नया-पुराना कागज़ कुतरा।
कपड़े जूतों को भी उलटा।



हार-जीत न मन में मान
लूट रहे घर का सामान।
कठिन नहीं हैं कोई काम
इनके लिए सभी आसान।



विलोम शब्द

- | | |
|------------------------------|-------------------|
| 1. <u>अंदर</u> x <u>बाहर</u> | 6. _____ x _____ |
| 2. <u>ऊपर</u> x <u>नीचे</u> | 7. _____ x _____ |
| 3. _____ x _____ | 8. _____ x _____ |
| 4. _____ x _____ | 9. _____ x _____ |
| 5. _____ x _____ | 10. _____ x _____ |

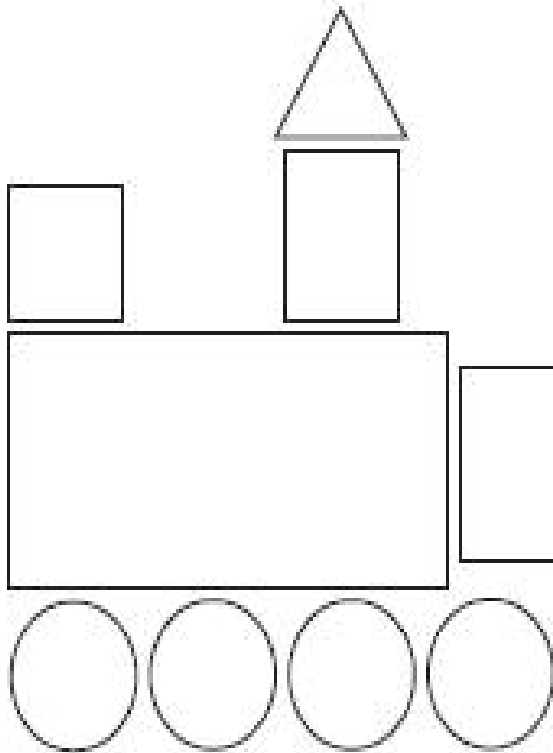
MATHS

Activity -1:-Fun with shapes

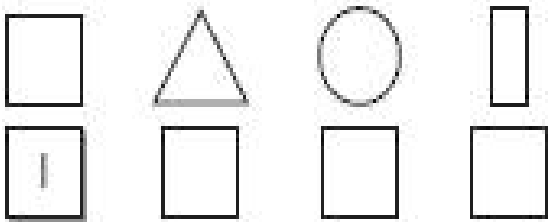
Count and write the number of circles, triangles, squares and rectangles in this picture. Then colour the picture using the given colour codes.



Color the shapes.



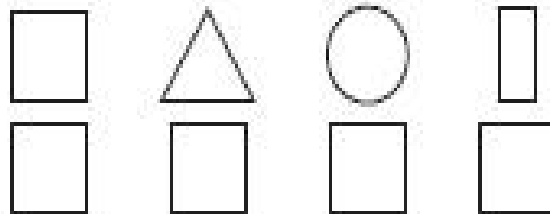
How many?



Color the shapes.



How many?



Activity -2:- Find the Mystery Number

a) 7 in the tens place

6 in the ones place

What is the mystery number? _____

b) 4 in the hundreds place

1 in the tens place

5 in the ones place

What is the mystery number? _____

c) 3 in the hundreds place

2 in the tens place

7 in the ones place _____

What is the mystery number? _____

d) 8 in the tens place

0 in the ones place

What is the mystery number? _____

e) 2 in the hundreds place

3 in the tens place

5 in the ones place

What is the mystery number? _____

Activity -3:- Sort the marbles into the correct jars.

The activity consists of two jars and a set of marbles. The top jar is labeled "Odd" and the bottom jar is labeled "Even". There are 15 marbles with numbers: 83, 10, 31, 92, 75, 14, 96, 60, 11, 34, 81, 18, 55, 1, 76, 99, 37, 22, 13, 2.

| Marble Number | Parity |
|---------------|--------|
| 83 | Odd |
| 10 | Even |
| 31 | Odd |
| 92 | Even |
| 75 | Odd |
| 14 | Even |
| 96 | Even |
| 60 | Even |
| 11 | Odd |
| 34 | Even |
| 81 | Odd |
| 18 | Even |
| 55 | Odd |
| 1 | Odd |
| 76 | Even |
| 99 | Odd |
| 37 | Odd |
| 22 | Even |
| 13 | Odd |
| 2 | Even |

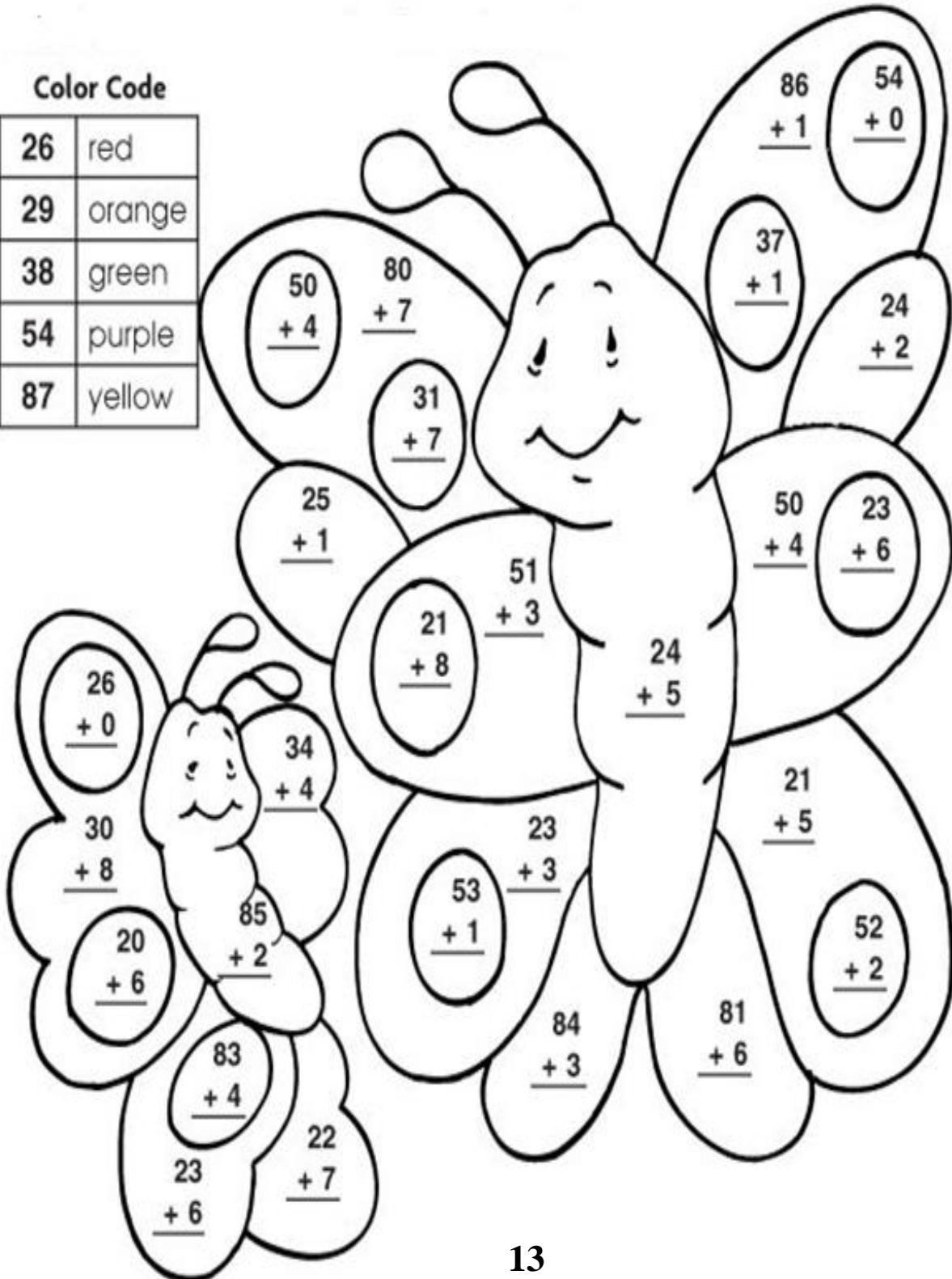
Activity -4- Add and find the sum.

Colour the picture using the colour code. Use only colour pencils:-

Beautiful Butterflies


Color Code

| | |
|----|--------|
| 26 | red |
| 29 | orange |
| 38 | green |
| 54 | purple |
| 87 | yellow |



Activity -5:- Add And Match

) Draw lines to match.



EVS

Activity -1:- Solve the maze











Use the clues to unscramble the words and write them. Now find these words in the maze.

1. The food we eat goes here (tscmoah) _____
2. This tells the body what to do (nirab) _____
3. We breathe through these (lirntsos) _____
4. Two bones meet here (ijnto) _____
5. The brain lies inside this (lkuls) _____
6. Parts inside our body (angros) _____
7. The air we breathe goes in these(gulns) _____
8. The heart and lungs are inside this (etsch) _____

| | | | | | | | |
|----------|----------|----------|----------|----------|----------|----------|----------|
| n | s | t | o | m | a | c | h |
| o | j | a | r | b | c | d | s |
| s | o | x | g | b | y | z | k |
| t | i | l | a | r | t | u | u |
| r | n | u | n | a | q | z | l |
| i | t | n | s | i | a | b | l |
| l | w | g | k | n | k | v | u |
| s | u | s | c | h | e | s | t |

Activity -2:- Cut and paste (Parental supervision required)

a) Tear Pg-17. Now cut the names of the parts of the body written on this page. Paste them below the correct picture. Now colour these picture with your colour pencils.

| | | | | |
|---|---|---|--|---|
|  |  |  |  |  |
| <input type="text"/> | <input type="text"/> | <input type="text"/> | <input type="text"/> | <input type="text"/> |
|  |  |  |  |  |
| <input type="text"/> | <input type="text"/> | <input type="text"/> | <input type="text"/> | <input type="text"/> |

fingers

foot

shoulder

leg

feet

knee

arm


hand

toe

stomach

Activity -4:- Grow your plant

Grow any one plant in your garden/pot. Click photographs of the different stages of plant. Paste them in the space given below.



Activity -5:- Green Ambassador

My Promise to the Environment



Using The help Words given in the clouds above , write a few points on 'How you can be a Good Green Ambassador'

| |
|--|
| |
| |
| |
| |
| |
| |
| |

Activity 6:- Fun time

Grandparents are a blessing. Spend quality time with your grandparents. Listen to Panchtantra stories from them. Interview one of your grandparents and ask following questions. Write what they say.



Q1. Which was your favourite game?

Q2. Who was your best friend?

Q3. Which movie you enjoyed the most?

Q4. Which food you like the most?

Q5. What 'lesson for life' would you like to give us?

Computer Assignment


1. Pick up any of your favourite story and type the story in Notepad. Try to increase your typing speed. Also, try to minimize the typing errors while typing the story in Notepad.
2. Practice drawing in MS Paint on topics like A rainy day, A beautiful scenery, Festivals of India, winter season etc.

Library

BOOKS ARE OUR BEST FRIENDS. Its summer vacation time for the children. They should be encouraged to read good books during the holidays to improve reading skills and make reading a joyful habit.

List of suggested books

1. Aesop's Fables
2. Stories from Panchtantra
3. Famous Fairy Tales
4. Noddy Tales



Happy Holidays !